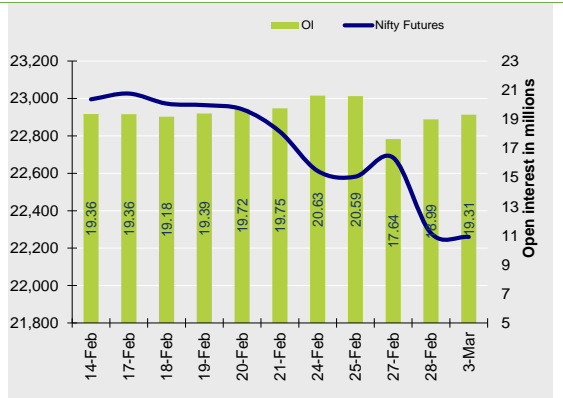


**Nifty Snapshot**

	Close	Prv Cl.	Ab chg	% chg
<b>Spot</b>	22,119.30	22,124.70	-5.40	-0.02
<b>Futures</b>	22,259.80	22,280.05	-20.25	-0.09
<b>OI(ml shr)</b>	19.31	18.99	0.32	1.69
<b>Vol (lots)</b>	101231	134641	-33410	-24.81
<b>COC</b>	140.50	155.35	-14.85	-9.6
<b>PCR-OI</b>	0.81	0.78	0.03	4.0

**Nifty Futures Price v/s OI**



**Institutional Activity in previous trading session**

(in Rs cr.)	Buy	Sell	Net
Index Futures	4051.74	3905.70	146.04
Index Options	757531.66	759055.26	-1523.60
Stock Futures	21840.92	19347.65	2493.27
Stock Options	53837.33	55412.84	-1575.51
FII Cash	9,846.33	14,634.62	-4,788.29
DII Cash	17,344.39	8,553.69	8,790.70

**Net FII Activity (in Rs cr.)**

Date	Idx Fut	Stk Fut	Idx Opt	Cash
3-Mar	146.0	2493.3	-1523.6	-4788
28-Feb	-2473.5	3392.4	-3188.5	-11639
27-Feb	953.4	5459.6	-30724.6	-557
25-Feb	107.5	2930.6	-3320.3	-3529
24-Feb	-1391.1	1876.1	-1854.6	-6287
21-Feb	18.3	-1093.7	1229.5	-3449

**Technical Pivot (Intraday):**

	S2	S1	PIVOT	R1	R2
NIFTY	22025	22140	22260	22375	22495
BANKNIFTY	47715	48055	48455	48795	49195

(Price is in Rs; OI is in million units; Price chg and OI chg are in percentage) **NB RESEARCH**

**Fresh Longs seen in:**

Scrip	Price	Price chg	OI	OI Chg
TATATECH	669.0	0.6	1.5	70.4
ADANIENT	2129.5	1.3	20.8	17.7
HFCL	80.1	0.6	53.3	17.2

**Fresh Shorts seen in:**

Scrip	Price	Price chg	OI	OI Chg
IREDA	141.1	-3.1	10.7	60.7
TITAGARH	679.9	-1.4	0.4	58.3
PATANJALI	1753.8	-0.8	1.7	45.9

**Short Covering seen in:**

Scrip	Price	Price chg	OI	OI Chg
DIXON	14086.1	2.3	1.2	-7.1
TRENT	4961.3	1.9	5.2	-4.9
DELHIVERY	252.9	1.5	8.1	-4.9

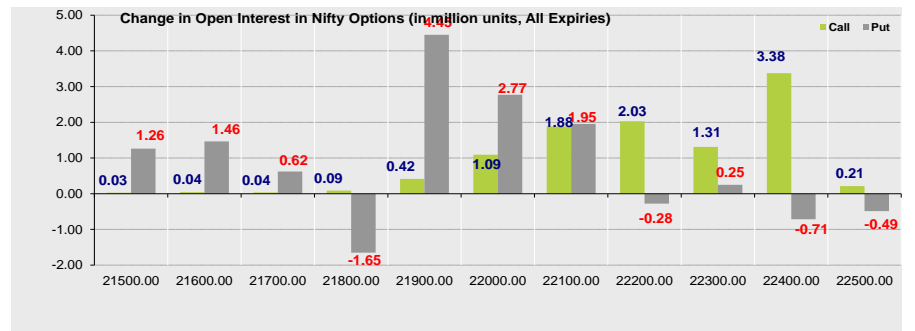
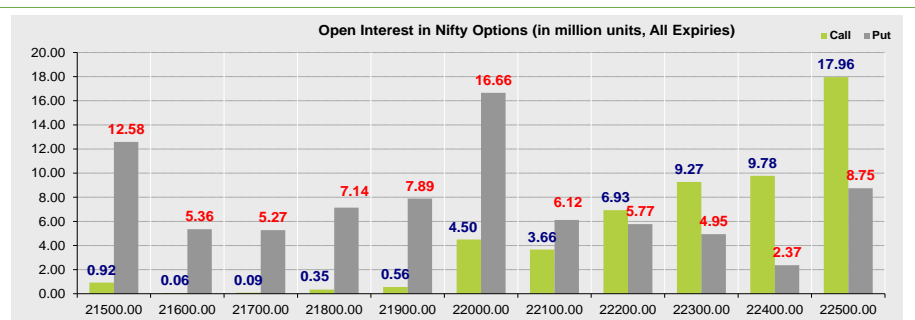
**Long Unwinding seen in:**

Scrip	Price	Price chg	OI	OI Chg
IGL	182.9	-3.7	27.8	-5.0
FINNIFTY	23077.2	-0.3	0.1	-4.5
BANDHANBNK	140.8	-0.7	99.9	-2.0

**Summary**

- Indian markets closed on flat note where buying was mainly seen in Metals, IT, Pharmaceutical Sectors. Nifty Mar Futures closed at 22259.80 (down 20.25 points) at a premium of 140.50 pts to spot.
- FII were net sellers in Cash to the tune of 4788.29 Cr and were net buyers in index futures to the tune of 146.04 Cr.
- India VIX decreased by 1.06% to close at 13.76 touching an intraday high of 14.36.

**Open Interest in Nifty Options:**



- The above second chart shows previous trading day's change in Nifty options where Addition in OI were seen in 22400, 22300, 22200, 22100 strike Calls and at 21900, 22000, 22100 strike Puts indicating market is likely to remain range bound in the near term.
- Highest OI build-up is seen at 22500 strike Calls and 22000 strike Puts, to the tune of 17.96mn and 16.66mn respectively.

**Outlook on Nifty:**

**Index is likely to open on a gap down note today and is likely to remain cautious during the day.**

NIFTY50 Options OI (CE OI = Resistance) (PE OI = Support)			
Symbol	Highest CE OI	Highest PE OI	CMP
ADANIPTS	1100	1200	1059
ADANIEN	2600	2600	2129
ASIANPAINT	2500	2200	2172
AXISBANK	1050	1000	1011
BAJAJ-AUTO	8500	7800	7760
BAJAJFINSV	1900	1800	1849
BAJFINANCE	9000	8000	8649
BHARTIARTL	1700	1600	1601
BPCL	250	250	244
BRITANNIA	4700	4600	4612
CIPLA	1440	1240	1416
COALINDIA	450	450	362
DIVISLAB	6000	4700	5557
DRREDDY	1200	1100	1125
EICHERMOT	5100	4800	4927
GRASIM	2400	2300	2385
HCLTECH	1800	1400	1581
HDFCBANK	1800	1700	1711
HDFCLIFE	620	520	620
HEROMOTOCO	3800	3600	3647
HINDALCO	650	620	638
HINDUNILVR	2300	2200	2185
ICICIBANK	1300	1200	1213
ITC	410	400	399
INDUSINDBK	1100	1000	987

NIFTY50 Options OI (CE OI = Resistance) (PE OI = Support)			
Symbol	Highest CE OI	Highest PE OI	CMP
INFY	1900	1600	1719
IOC	120	100	115
JSWSTEEL	1000	960	981
KOTAKBANK	2000	1900	1920
LT	3300	3200	3211
LTIM	5000	4000	4852
M&M	3000	2500	2628
MARUTI	13000	11000	11836
NESTLEIND	2300	1960	2189
NTPC	320	380	316
ONGC	250	220	226
POWERGRID	260	250	253
RELIANCE	1300	1200	1175
SBILIFE	1500	1400	1413
SBIN	800	800	698
SUNPHARMA	1640	1600	1594
TATACONSUM	1100	880	958
TATAMOTORS	700	600	625
TATASTEEL	150	135	139
TCS	4000	3500	3514
TECHM	1800	1500	1501
TITAN	3200	3200	3096
ULTRACEMCO	11000	10200	10402
UPL	640	600	621
WIPRO	300	280	284



**Derivative Recommendations:**

Stock Name	Call (Buy/Sell)	Entry price	Targets	Stop Loss	Duration	Status
ICICIBANK Future	Sell	1215	1175	1235	1-2 Days	Open
HAL (Long Straddle)	Buy	253	450	170	Positional	Open
NIFTY Future	Buy	22265	22650	22050	1-2 Days	Open

**FROM THE EQUITY DERIVATIVE DESK:**

**NIRAV HARISH CHHEDA**  
AVP - DERIVATIVES AND TECHNICAL RESEARCH  
E-Mail: [nirav.chheda@nirmalbang.com](mailto:nirav.chheda@nirmalbang.com)  
Tel no: 6273-8199/8000

**AMIT BHUPTANI**  
SNR.DERIVATIVES AND TECHNICAL RESEARCH ANALYST  
E-Mail: [amit.bhuptani@nirmalbang.com](mailto:amit.bhuptani@nirmalbang.com)  
Tel no: 6273-8242/8000

**DISCLOSURES**

Research Reports that are published by Nirmal Bang Securities Private Limited (hereinafter referred to as "NBSPL") are for private circulation only. NBSPL is a registered Research Analyst under SEBI (Research Analyst) Regulations, 2014 having Registration no. INH000001766. NBSPL is also a registered Stock Broker with National Stock Exchange of India Limited, BSE Limited, Metropolitan Stock Exchange of India Limited, Multi Commodity Exchange of India Limited, National Commodity and Derivative Exchange Limited and Indian Commodity Exchange Limited in cash and Equity and Commodities derivatives segments.

NBSPL has other business divisions with independent research teams separated by Chinese walls, and therefore may, at times, have different or contrary views on stocks and markets.

NBSPL or its associates have not been debarred / suspended by SEBI or any other regulatory authority for accessing / dealing in securities Market. NBSPL, its associates or analyst or his relatives do not hold any financial interest (Except Investment) in the subject company. NBSPL or its associates or Analyst do not have any conflict or material conflict of interest at the time of publication of the research report with the subject company. NBSPL or its associates or Analyst or his relatives may or may not hold beneficial ownership of 1% or more in the subject company at the end of the month immediately preceding the date of publication of this research report.

NBSPL or its associates / analyst has not received any compensation / managed or co-managed public offering of securities of the company covered by Analyst during the past twelve months. NBSPL or its associates have not received any compensation or other benefits from the company covered by Analyst or third party in connection with the research report. Analyst has not served as an officer, director or employee of Subject Company. NBSPL / analyst has not been engaged in market making activity of the subject company.

Analyst Certification: The research analysts and authors of these reports, hereby certify that the views expressed in this research report accurately reflects my/our personal views about the subject securities, issuers, products, sectors or industries. It is also certified that no part of the compensation of the analyst(s) was, is, or will be directly or indirectly related to the inclusion of specific recommendations or views in this research. The analyst(s) principally responsible for the preparation of this research report and has taken reasonable care to achieve and maintain independence and objectivity in making any recommendations.

**DISCLAIMER**

This report is for the personal information of the authorized recipient and does not construe to be any investment, legal or taxation advice to you. NBSPL is not soliciting any action based upon it. Nothing in this research shall be construed as a solicitation to buy or sell any security or product, or to engage in or refrain from engaging in any such transaction. In preparing this research, we did not take into account the investment objectives, financial situation and particular needs of the reader.

This research has been prepared for the general use of the clients of NBSPL and must not be copied, either in whole or in part, or distributed or redistributed to any other person in any form. If you are not the intended recipient you must not use or disclose the information in this research in any way. Though disseminated to all the customers simultaneously, not all customers may receive this report at the same time. NBSPL will not treat recipients as customers by virtue of their receiving this report. This report is not directed or intended for distribution to or use by any person or entity resident in a state, country or any jurisdiction, where such distribution, publication, availability or use would be contrary to law, regulation or which would subject NBSPL & its group companies to registration or licensing requirements within such jurisdictions.

The report is based on the information obtained from sources believed to be reliable, but we do not make any representation or warranty that it is accurate, complete or up-to-date and it should not be relied upon as such. We accept no obligation to correct or update the information or opinions in it. NBSPL or any of its affiliates or employees shall not be in any way responsible for any loss or damage that may arise to any person from any inadvertent error in the information contained in this report. NBSPL or any of its affiliates or employees do not provide, at any time, any express or implied warranty of any kind, regarding any matter pertaining to this report, including without limitation the implied warranties of merchantability, fitness for a particular purpose, and non-infringement. The recipients of this report should rely on their own investigations.

This information is subject to change without any prior notice. NBSPL reserves its absolute discretion and right to make or refrain from making modifications and alterations to this statement from time to time. Nevertheless, NBSPL is committed to providing independent and transparent recommendations to its clients, and would be happy to provide information in response to specific client queries.

Before making an investment decision on the basis of this research, the reader needs to consider, with or without the assistance of an adviser, whether the advice is appropriate in light of their particular investment needs, objectives and financial circumstances. There are risks involved in securities trading. The price of securities can and does fluctuate, and an individual security may even become valueless. International investors are reminded of the additional risks inherent in international investments, such as currency fluctuations and international stock market or economic conditions, which may adversely affect the value of the investment. Opinions expressed are subject to change without any notice. Neither the company nor the director or the employees of NBSPL accept any liability whatsoever for any direct, indirect, consequential or other loss arising from any use of this research and/or further communication in relation to this research. Here it may be noted that neither NBSPL, nor its directors, employees, agents or representatives shall be liable for any damages whether direct or indirect, incidental, special or consequential including lost revenue or lost profit that may arise from or in connection with the use of the information contained in this report.

Copyright of this document vests exclusively with NBSPL. Our reports are also available on our website [www.nirmalbang.com](http://www.nirmalbang.com)